


KONE CARE FOR LIFE™

A COMPLETE ANALYSIS OF YOUR ELEVATOR OR ESCALATOR

Do you know the condition of your equipment? Is your elevator or escalator reliable? Is it safe? Are there opportunities to reduce energy consumption and avoid unpredictable repair costs? The KONE Care for Life™ analysis helps answer your questions.

With KONE Care for Life™, you can identify the potential areas of improvement in your equipment. It is an essential tool for elevator or escalator lifecycle planning and management. KONE Care for Life™ consists of three steps: an assessment of your equipment, a report on its condition, and a recommendation for improvement.



Ageing equipment

- Systematic analysis by trained specialists.
- Clear process of assessment, report, recommendations.
- Efficient lifecycle management of equipment.



Safety & Accessibility

- Safety and accessibility mean more than conforming with regulations. The important thing is to make the equipment safe and convenient for all users, including people in wheelchairs and families with children.
- Report checks for compliance to the relevant building code and safety standards.



Aesthetics

- First impressions matter – the elevator or escalator is one of the first things tenants or customers see when they enter the building.
- Report contains evaluation of visual appearance of installation.



Improved reliability

- Reliable, efficient, continuous operation is important to ensure smooth people flow in the building.
- All elevator and escalator components are checked for reliability.



Energy efficiency

- There is great potential for energy savings and for improving ride quality and reliability at the same time.
- Report shows where energy-efficiency can be improved.

A THREE-STEP PROCESS


KONE Care for Life™ has three parts: an assessment of your equipment, a report on its condition, and an Asset Management Plan for improvement.



1 ASSESSMENT

The first step of the process is a thorough on-site audit of your equipment. This process includes more than 150 checks of your equipment in five key areas: safety, performance, energy efficiency, accessibility and aesthetics.

KONE's unique mobile site survey application reduces downtime for equipment auditing. For escalators, a two-level approach further minimises disruption to your building.



2 REPORT

The result of this assessment is a full report, divided into three clearly-defined sections. The executive summary provides an overview of your equipment and any improvement opportunities identified. This is followed by a detailed analysis of the results of the Care for Life™ assessment. Each key area is assigned a rating out of five and any improvement opportunities are further broken down to their location - landing, car or machinery. The final section of the report outlines any safety hazards which were observed. Each safety hazard is assigned a priority of high, medium or low which is based on global and local elevator industry standards.



3 SOLUTION

Once the areas for improvement have been identified, we can work together to develop an Asset Management Plan which suits your equipment, budget and time line. If your equipment is in good shape, KONE can recommend regular maintenance and minor upgrades. If more serious issues have been uncovered, KONE can recommend either a full replacement or a modular modernisation package which may help you better manage your expenditure. Whatever the solution, KONE is here to help.

FULL ASSESSMENT OF YOUR EQUIPMENT

The result of the KONE Care for Life™ assessment is a report focusing on safety, performance, energy efficiency, accessibility and aesthetics. This is accompanied by a recommendation on how to improve your installation. The solution can range from easy-to-install retrofit kits to a more major package such as a new controller and hoisting machine.

1 SAFETY

Safety norms are considered. Priority levels are defined by the applicable standards. For elevators, the focus is on user risks on the landing and in the car, and worker risks in the machinery and shaft. For escalators, the focus is on the passenger travel space, the building interface and workers.

2 PERFORMANCE

The machinery and brakes, controller, drive and electrification are examined. For elevators, the hoisting ropes, shaft and doors are also checked. For escalators, the frequency converter, step chain, lubrication system and step rollers are also analysed.

3 ENERGY EFFICIENCY

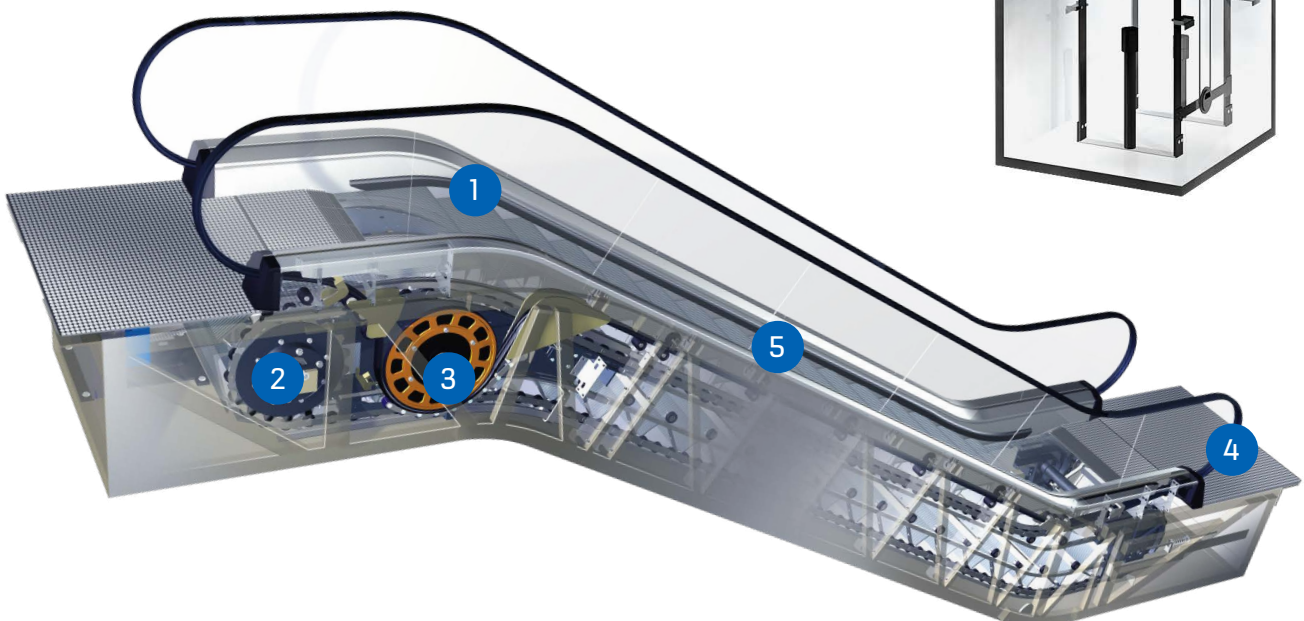
In both elevators and escalators, several issues are considered that can significantly cut electricity costs. Existing lighting is compared to LED lights. Standby operation is considered: this slows down the escalator step band or brings it to a complete stop after an adjustable time delay. Also in escalators, the machine, electrification, drive and step chain affect energy consumption.

4 ACCESSIBILITY

For elevators, car accessibility is analysed, taking into account leveling accuracy, door opening and protection, and car size. An analysis of the signalisation is also performed. For escalators and autowalks, people guidance systems, newels, signage, and the anti-slip properties of the tread surfaces of steps, pallets, comb plates and cover plates are considered. Also for moving walks, accessibility with shopping trolleys is assessed.

5 AESTHETICS

The visual status of the signalisation, doors and car interior is assessed for elevators. For escalators, the focus is on the passenger travel space (steps, skirt, balustrade, access cover, comb plate). The condition of the lighting and cladding is also analysed.

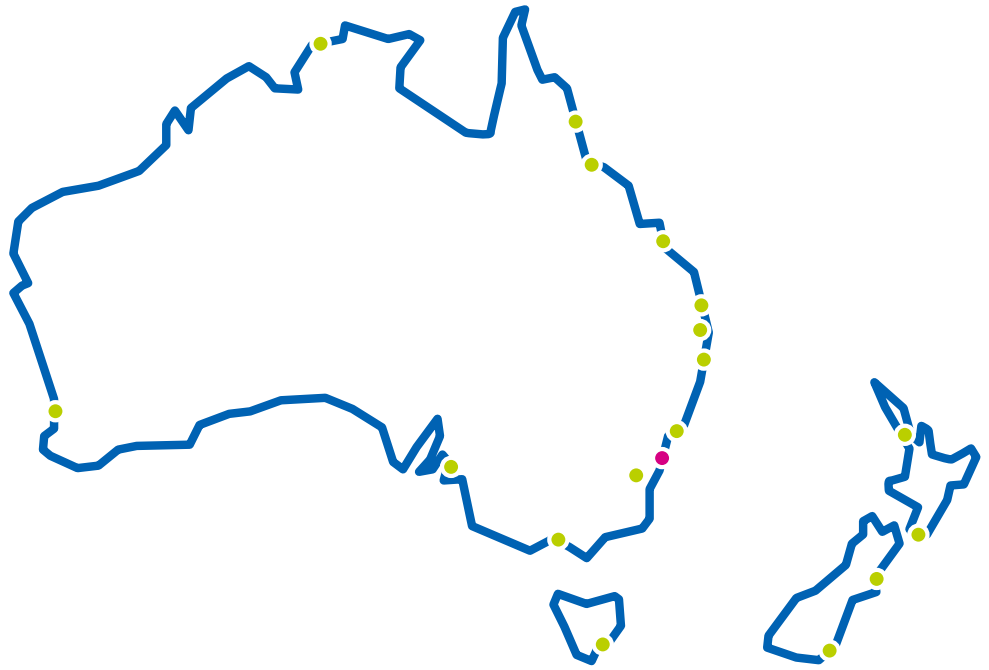


KONE provides innovative and energy efficient solutions for elevators, escalators, automatic building doors and the systems that integrate them with today's intelligent buildings. We support our customers every step of the way; from design, manufacturing and installation to maintenance and modernisation.

KONE is a global leader in helping our customers manage the smooth flow of people and goods throughout their buildings. Our commitment to customers is present in all KONE solutions. This makes us a reliable partner throughout the life cycle of the building. We challenge the conventional wisdom of the industry and we are dedicated to improving the flow of urban life.

We are fast, flexible, and we have a well-deserved reputation as a technology leader, with such innovations as KONE MonoSpace® and KONE UltraRope®.

KONE employs close to 50,000 dedicated experts to serve you globally and locally. We have a team of over 1400 staff around Australia and New Zealand.



KONE OFFICES

AUSTRALIA

ACT	Canberra and South West	Ph +61 2 6123 2600
NSW	Sydney Newcastle and North Coast	Ph +61 2 9577 7000 Ph +61 2 4949 3333
QLD	Brisbane Cairns Gladstone Gold Coast Sunshine Coast Townsville	Ph +61 7 3270 1810 Ph +61 7 4044 0888 Ph +61 7 4978 1222 Ph +61 7 5510 2700 Ph +61 7 5493 7000 Ph +61 7 4779 4106
NT	Darwin	Ph +61 8 8941 4047
WA	Perth	Ph +61 8 9270 9000
SA	Adelaide	Ph +61 8 8130 3800
TAS	Hobart	Ph +61 3 6231 2045
VIC	Melbourne	Ph +61 3 9934 8000

www.kone.com.au

NEW ZEALAND

NTH	Auckland Wellington	Ph +64 9 361 9000 Ph +64 4 381 4330
STH	Christchurch Dunedin	Ph +64 3 338 3900 Ph +64 3 477 5627

www.kone.co.nz